



First Position to Fourth Position

1. Shifting on the same finger (always a perfect fourth interval)

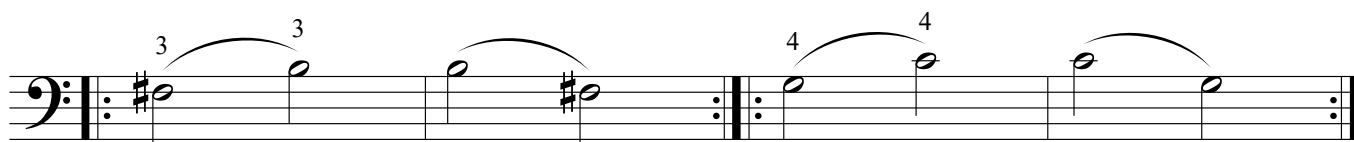
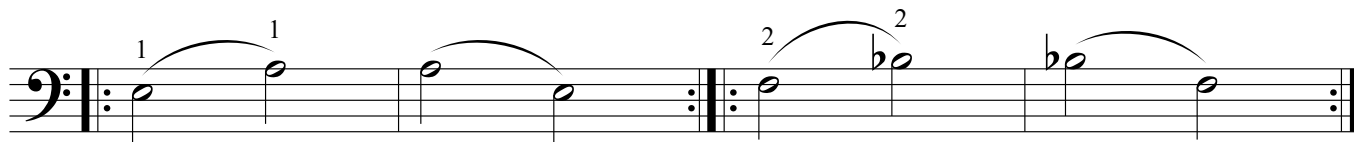
A string



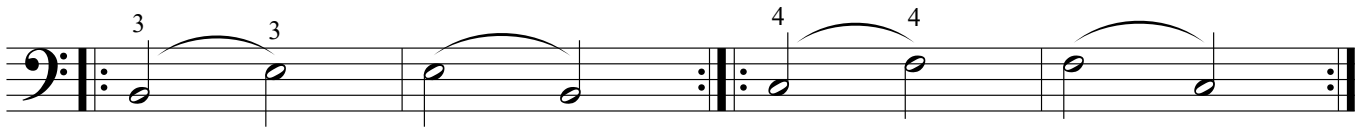

Slow audible slide
on each shift



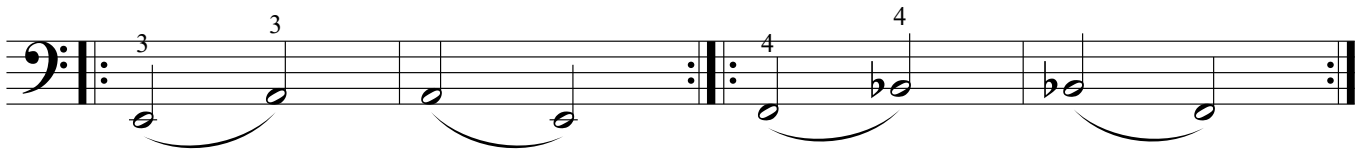

D string



G string



C string



2. Shifting on the same finger to arrive on a different finger

Group 1


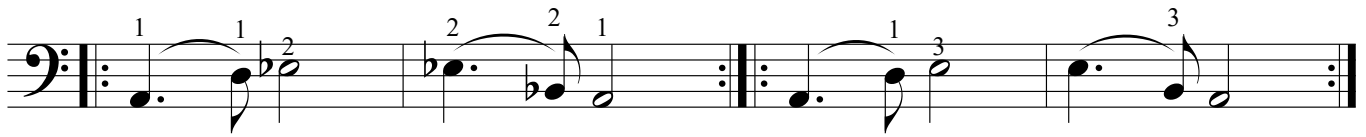
A string

The A string exercises in Group 1 consist of two rows of four measures each. The first row shows: 1) a slur over two notes (fingerings 1 and 1), followed by a quarter note (fingering 2); 2) a slur over two notes (fingerings 2 and 2), followed by a quarter note (fingering 1); 3) a slur over two notes (fingerings 1 and 3), followed by a quarter note (fingering 2); 4) a slur over two notes (fingerings 3 and 3), followed by a quarter note (fingering 2). The second row shows: 1) a slur over two notes (fingerings 1 and 1), followed by a quarter note (fingering 4); 2) a slur over two notes (fingerings 4 and 4), followed by a quarter note (fingering 1); 3) a slur over two notes (fingerings 2 and 2), followed by a quarter note (fingering 4); 4) a slur over two notes (fingerings 4 and 4), followed by a quarter note (fingering 2).



D string

The D string exercises in Group 1 consist of two rows of four measures each. The first row shows: 1) a slur over two notes (fingerings 1 and 2), followed by a quarter note (fingering 2); 2) a slur over two notes (fingerings 2 and 2), followed by a quarter note (fingering 1); 3) a slur over two notes (fingerings 1 and 3), followed by a quarter note (fingering 2); 4) a slur over two notes (fingerings 3 and 3), followed by a quarter note (fingering 2). The second row shows: 1) a slur over two notes (fingerings 1 and 1), followed by a quarter note (fingering 4); 2) a slur over two notes (fingerings 4 and 4), followed by a quarter note (fingering 1); 3) a slur over two notes (fingerings 2 and 2), followed by a quarter note (fingering 4); 4) a slur over two notes (fingerings 4 and 4), followed by a quarter note (fingering 2).

G string



C string



Group 2

A string

First system of musical notation for the A string. It consists of two measures. The first measure contains a dotted quarter note on G2 (finger 2), followed by an eighth note on F2 (finger 1) and a quarter note on E2 (finger 1). The second measure contains a dotted quarter note on G2 (finger 1), followed by an eighth note on F2 (finger 1) and a quarter note on E2 (finger 2). The system ends with a repeat sign.


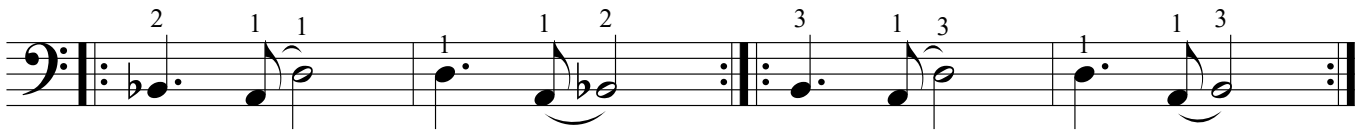
Second system of musical notation for the A string. It consists of two measures. The first measure contains a dotted quarter note on G2 (finger 4), followed by an eighth note on F2 (finger 1) and a quarter note on E2 (finger 1). The second measure contains a dotted quarter note on G2 (finger 1), followed by an eighth note on F2 (finger 1) and a quarter note on E2 (finger 4). The system ends with a repeat sign.

D string

First system of musical notation for the D string. It consists of two measures. The first measure contains a dotted quarter note on D2 (finger 2), followed by an eighth note on C2 (finger 1) and a quarter note on B1 (finger 1). The second measure contains a dotted quarter note on D2 (finger 1), followed by an eighth note on C2 (finger 1) and a quarter note on B1 (finger 2). The system ends with a repeat sign.

Second system of musical notation for the D string. It consists of two measures. The first measure contains a dotted quarter note on D2 (finger 4), followed by an eighth note on C2 (finger 1) and a quarter note on B1 (finger 1). The second measure contains a dotted quarter note on D2 (finger 1), followed by an eighth note on C2 (finger 1) and a quarter note on B1 (finger 4). The system ends with a repeat sign.

G string



C string

